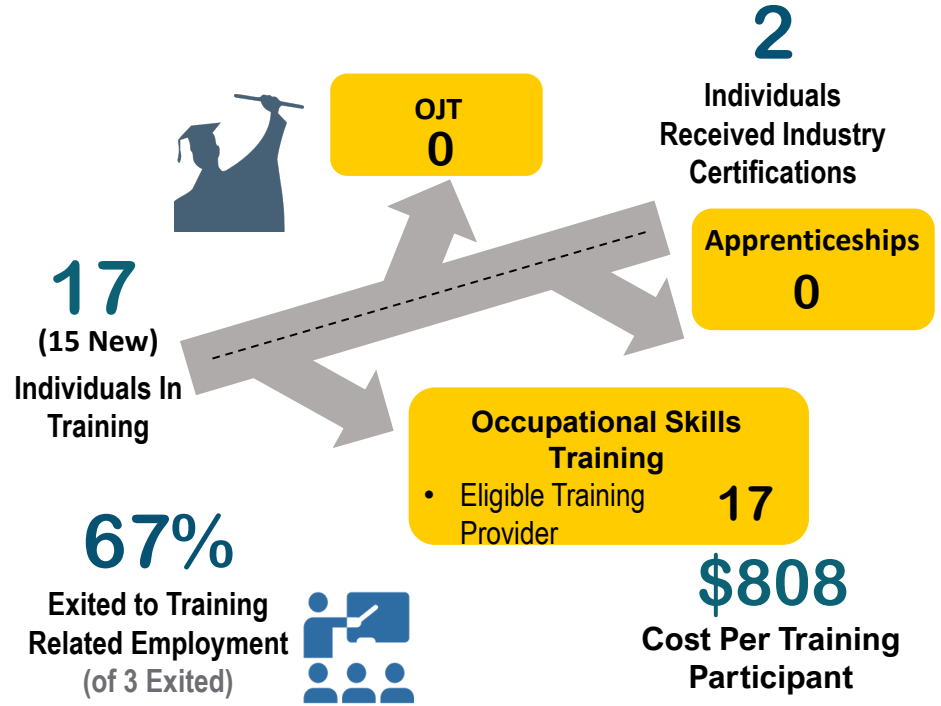


WIOA Training Services

WIOA Levels of Service

Bronze Self Access Services	Silver Staff Assisted Services	Gold Training Services
		
CareerPoint 625 Individuals 1,423 Visits 485 Repeat Customers	WIOA Program 51 Participants 24 Adults 27 Dislocated Workers	WIOA Training 17 Recipients 9 Adults 8 Dislocated Workers
\$ \$30,575	\$ \$24,776	\$ \$13,737



WIOA Program Employment Outcomes

14 Individuals Exited

57% Exit to Employment

\$15.75 Median Wage

(-\$9.37)/HR Ave. Increase in Wages After Using WDB Services (25% increased wages)

6 Avg months in program

\$1,551 Cost per Job Seeker Served

\$4.52 Return on Investment (per \$1 spent)

0% Construction

38% Healthcare & Social Assistance

0% Hospitality & Tourism

0% Manufacturing

12% Professional, Scientific, Technical

0% Utilities

0% Information

38% Transportation

12% Other

WIOA Adult & DW Priority of Service

Business Services



Basic Skill Deficient
0% ▼



Low Income
65% ▲



CalFresh
8% ▼



Military Veterans
4% ▼

9

New Businesses Engaged

6

Active Business Services

0

Rapid Response Events

0

Recruitment Events Held

WIOA Adult & DW Barriers to Employment

WIOA Youth Details



Disability
0% ▼



Homeless
2% ▲



Justice Involved
6% ▼



English Language Learner
2% ▼



Single Parent
25% ▲



In-School Youth
0% ▼



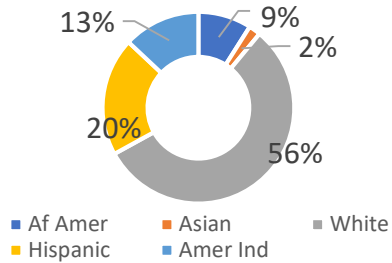
Out of School Youth
100% ▲



WEX
10% ▼

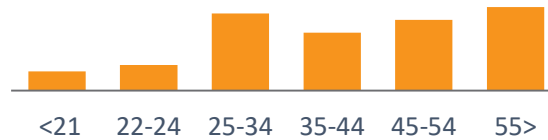
Program Participant Demographics

Race/ Ethnicity

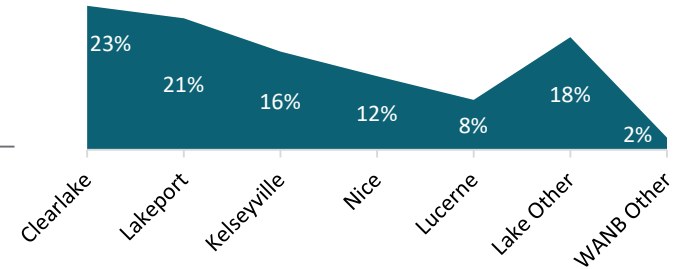


24% Male
76% Female

Age



Residence



Program Provider Details



			Carry-ins from PY18-19	New Clients	Total Enrolled			Placements			Exits			Training Req. / WEX - (20%)			Contract Budget		
					(Qtr 1) Actual	Area Plan for PY	% Achieved of Qtr 1	(Qtr 1) Actual	Area Plan for PY	% Achieved of Qtr 1	(Qtr 1) Positive Exits	(Qtr 1) Negative Exits	(Qtr 1) % of Positive Exits to Total Exits	WIOA Funds Spent	Requirement-20%	% Achieved of Training	Expended (Qtr 1)	Budget in PY	Total % Achieved
Lake	MPIC	Adult	14	10	24	62	39%	2	29	7%	2	3	40.0%	\$ 3,508	\$ 66,537	5.3%	\$37,819	\$226,870	16.7%
		Dislocated Worker	19	8	27	49	55%	6	17	35%	6	3	66.7%	\$10,229	\$ 62,908	16.3%	\$41,269	\$180,648	22.8%
Lake	MPIC	Youth	2	8	10	42	24%	0	20	0%	0	0	0.0%	\$ -	\$ 56,802	0.0%	\$26,325	\$238,231	11.1%