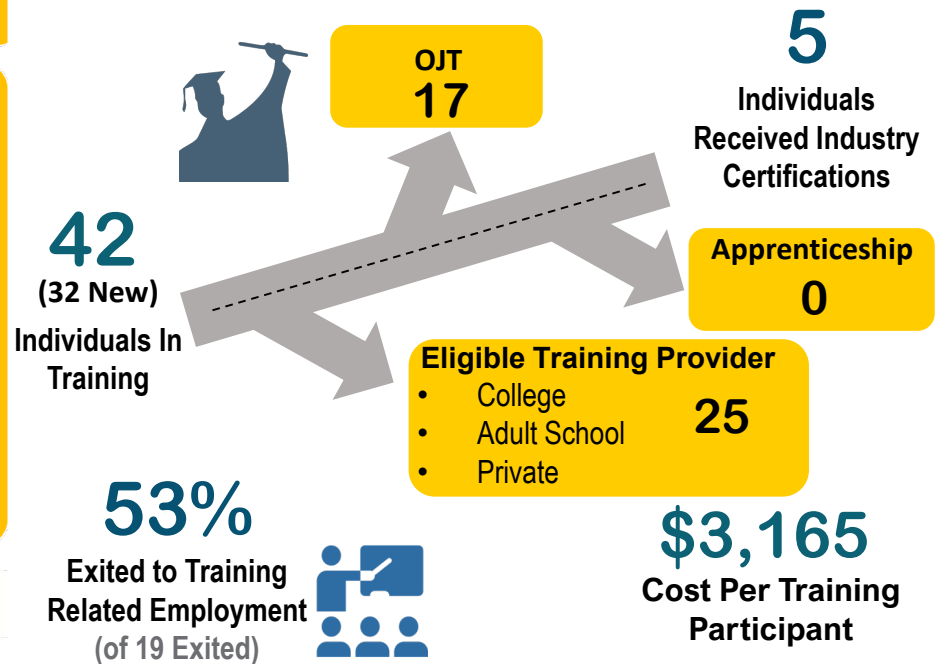



WIOA Levels of Service



WIOA Training Services



WIOA Program Employment Outcomes



WIOA Adult & DW Priority of Service



Basic Skill Deficient
5%



Low Income
69%



CalFresh
59%



Military Veterans
2%

Business Services

24

New Businesses Engaged

2

Rapid Response Events

826

Active Business Engagements

214

Recruitment Events Held

WIOA Adult & DW Barriers to Employment



Disability
6%



Homeless
8%



Justice Involved
17%



English Language Learner
10%



Single Parent
29%



In-School Youth
21%



Out of School Youth
79%

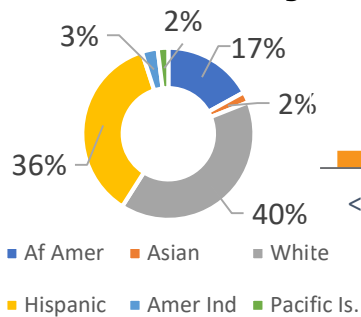


WEX
0%

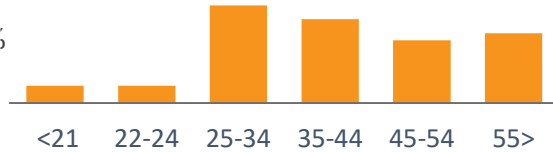
WIOA Youth Details

Program Participant Demographics

Race/ Ethnicity



Age



39%
Male



61%
Female

Geographics

Cities of Residence

