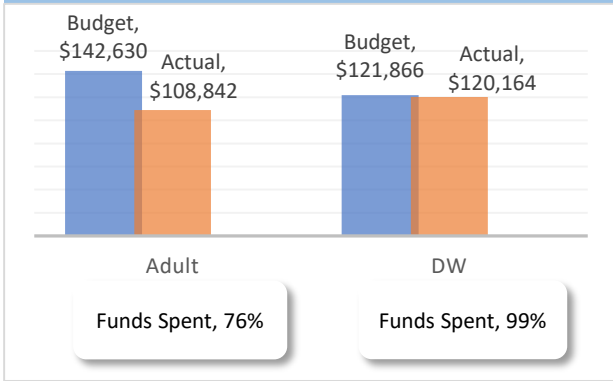
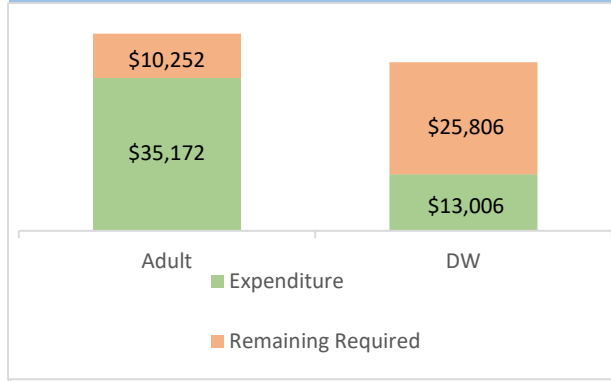


Operating & Supportive Services Expenditures



Training Requirement - 20%



57% Achieved at 75% of the Program Year

Leveraged Training Funds

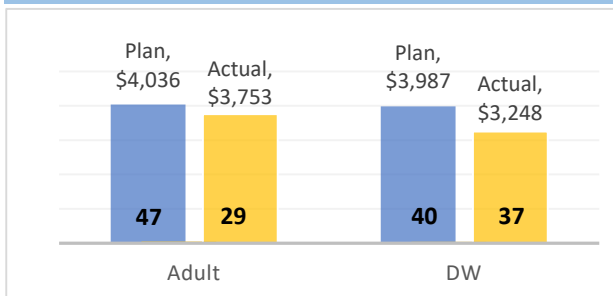
\$34,855 Leveraged Training Funds*

Obligated Training Funds

\$11,002 Obligated Training Funds*

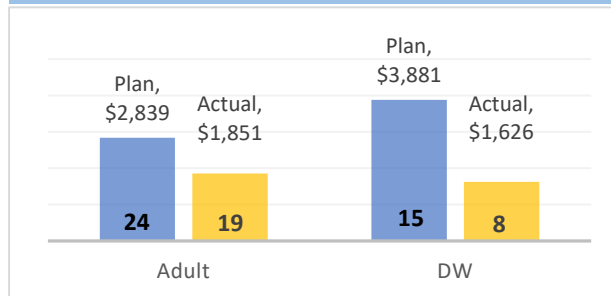
*Provider reported amounts for fiscal year 2018-19

Cost Per Participant



7 New enrolled participants - Adult
 28 New enrolled participants - DW

Training Cost Per Participant



69% Planned participants in training

Exit to Employment

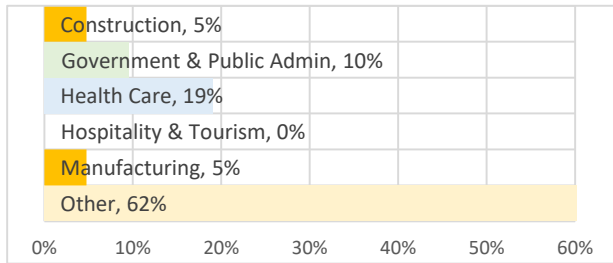
Group	Exits	Planned
63%	8 Closed & exited to date	32
	5 Exited to employment	19
100%	15 Closed & exited to date	15
	15 Exited to employment	9

Exit to Training Related Employment

Group	Exits
60%	5 Received training
	3 Training related employment
40%	5 Received training
	2 Training related employment

Employment in Industry Sectors

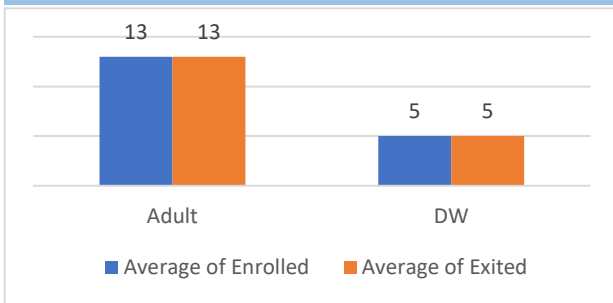
Percent of employments in priority industry sectors



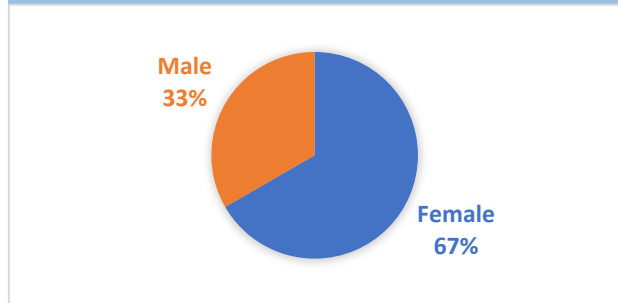
Training Documentation Achieved

Adult	(credentials, certificate, etc)
88%	17 Ended training services 15 Received training document
DW	(credentials, certificate, etc)
33%	3 Ended training services 1 Received training document

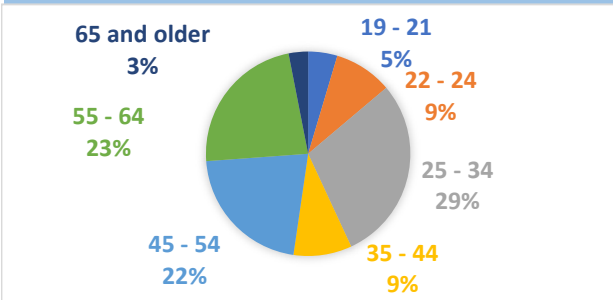
Months in Program



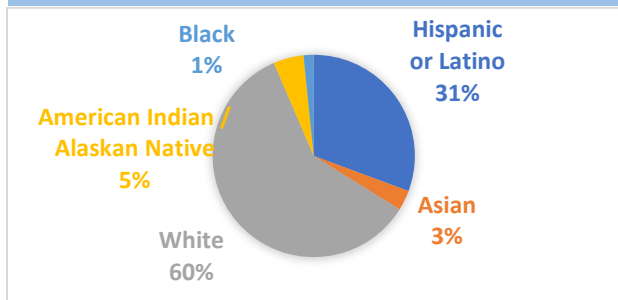
Gender of Enrolled Participants




Age of Enrolled Participants



Race / Ethnicity



Participant Barriers



Enrolled Veterans

9%
of enrolled participants are veterans