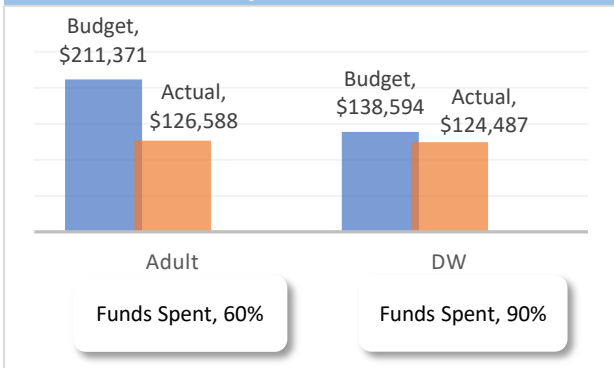
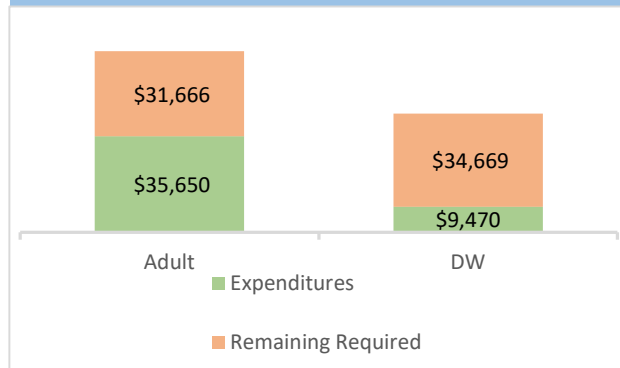


**Operating & Support Services Expenditures**



**Training Requirement - 20%**



40% Achieved at 75% of the Program Year

**Leveraged Training Funds**

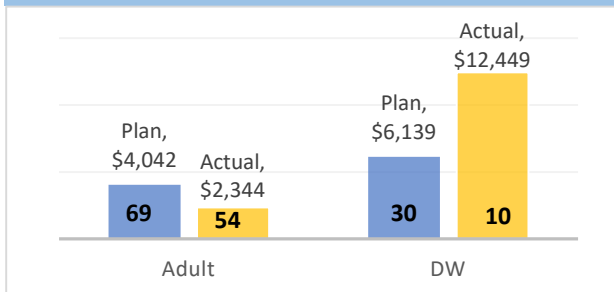
**\$42,010** Leveraged Training Funds\*

**Obligated Training Funds**

**\$52,994** Obligated Training Funds\*

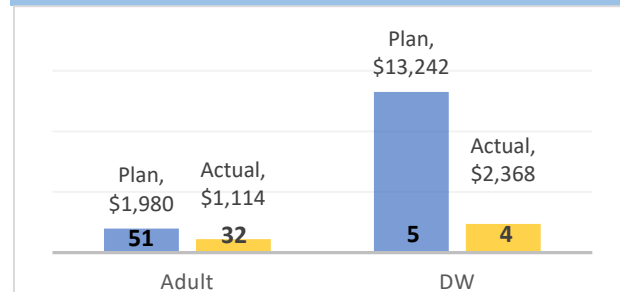
\*Provider reported amounts for fiscal year 2018-19

**Cost Per Participant**



27 New enrolled participants - Adult  
 9 New enrolled participants - DW

**Training Cost Per Participant**



64% Planned participants in training

**Exit to Employment**

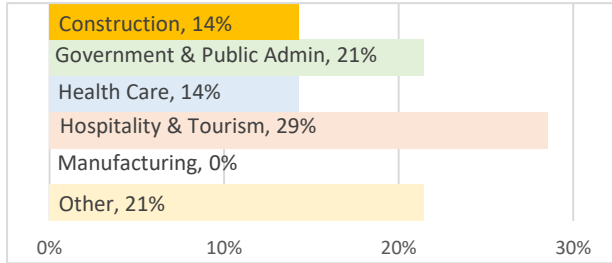
Group	Exits	Planned
<b>Adult</b>	20 Closed & exited to date 11 Exited to employment	30 20
<b>55%</b>		
<b>DW</b>	1 Closed & exited to date 1 Exited to employment	2 2
<b>100%</b>		

**Exit to Training Related Employment**

Group	Exits
<b>Adult</b>	13 Received training 2 Training related employment
<b>15%</b>	
<b>DW</b>	1 Received training 0 Training related employment
<b>0%</b>	

## Employment in Industry Sectors

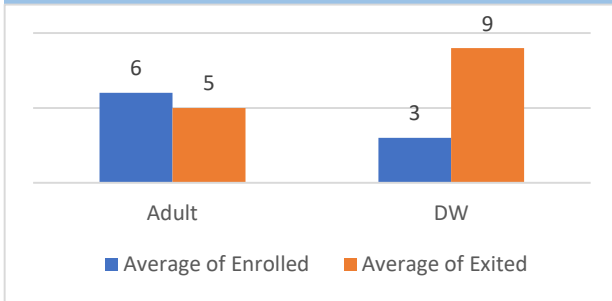
Percent of employments in priority industry sectors



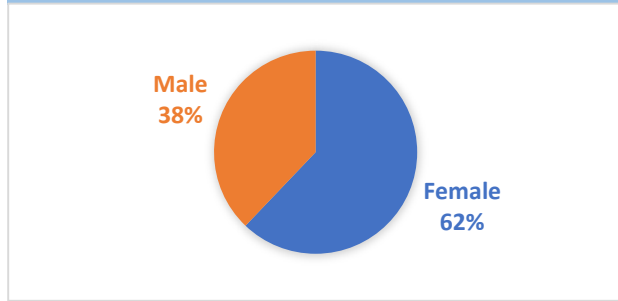
## Training Documentation Achieved

<b>Adult</b>	(credentials, certificate, etc)
<b>6%</b>	16 Ended training services 1 Received training document
<b>DW</b>	(credentials, certificate, etc)
<b>n/a</b>	0 Ended training services 0 Received training document

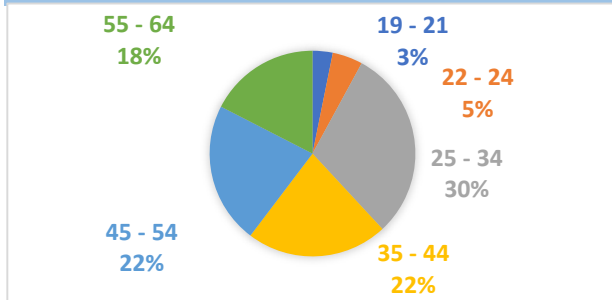
## Months in Program



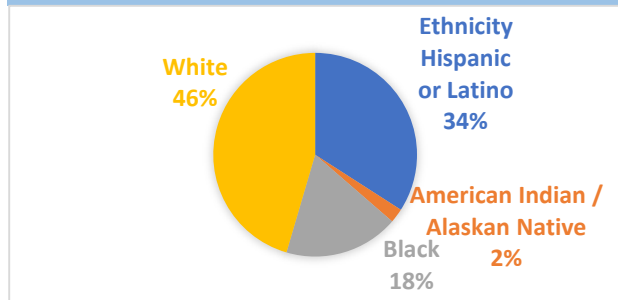
## Gender of Enrolled Participants




## Age of Enrolled Participants



## Race / Ethnicity



## Participant Barriers



## Enrolled Veterans

**3%**  
of enrolled participants are veterans