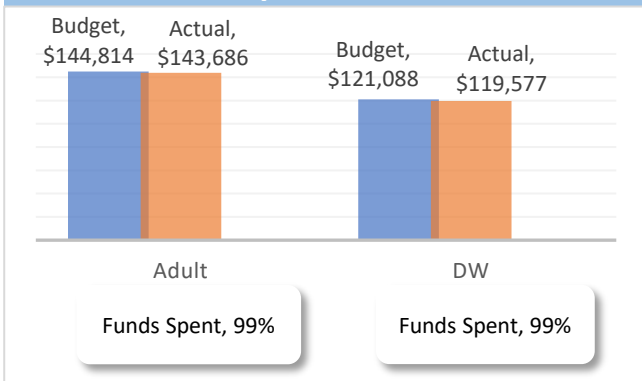
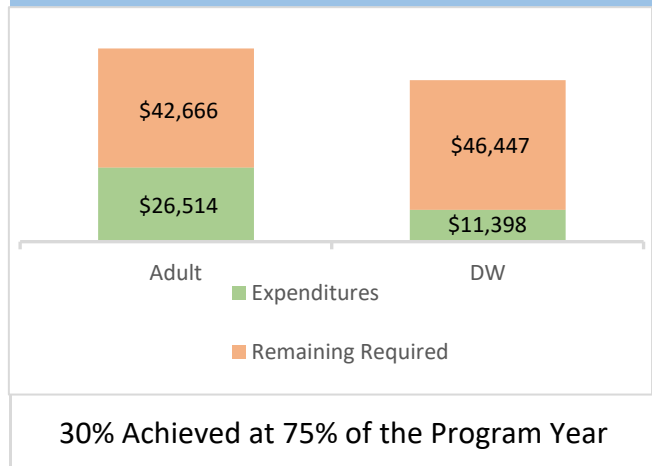


Operating & Support Services Expenditures



Training Requirement - 20%



Leveraged Training Funds

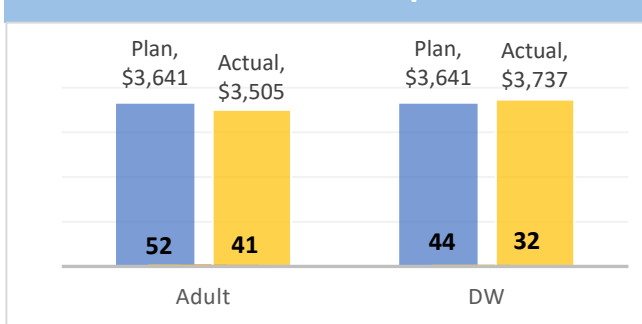
\$11,141 Leveraged Training Funds*

Obligated Training Funds

\$8,107 Obligated Training Funds*

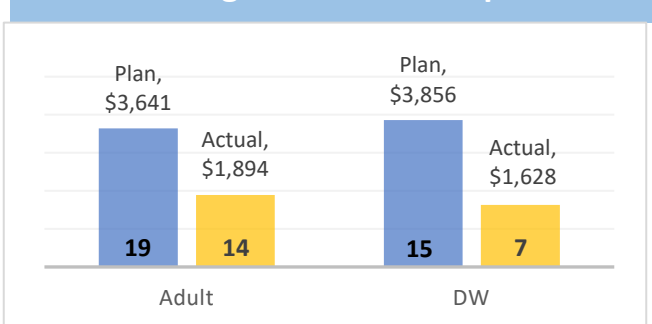
*Provider reported amounts for fiscal year 2018-19

Cost Per Participant



25 New enrolled participants - Adult
22 New enrolled participants - DW

Training Cost Per Participant



62% Planned participants in training

Exit to Employment

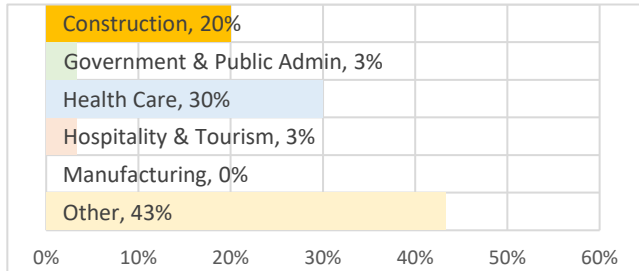
Group	Exits	Planned
89%	19 Closed & exited to date	27
	17 Exited to employment	16
86%	14 Closed & exited to date	24
	12 Exited to employment	13

Exit to Training Related Employment

Group	Exits
86%	7 Received training
	6 Training related employment
33%	6 Received training
	2 Training related employment

Employment in Industry Sectors

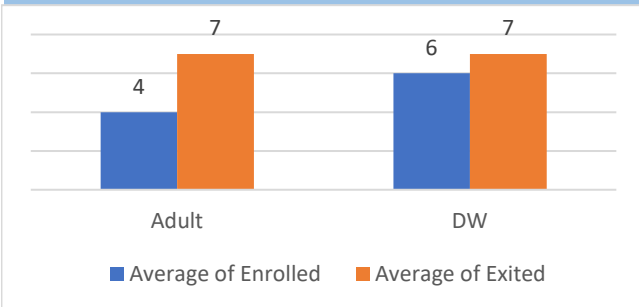
Percent of employments in priority industry sectors



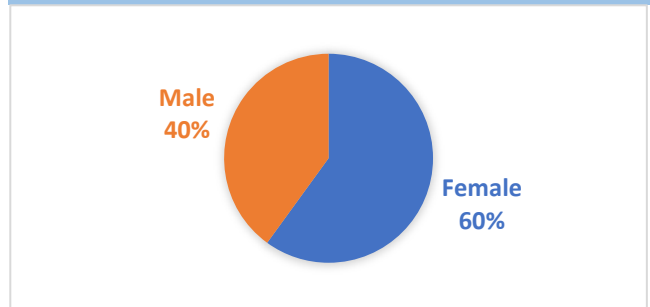
Training Documentation Achieved

Adult	(credentials, certificate, etc)
67%	6 Ended training services
	4 Received training document
DW	(credentials, certificate, etc)
50%	4 Ended training services
	2 Received training document

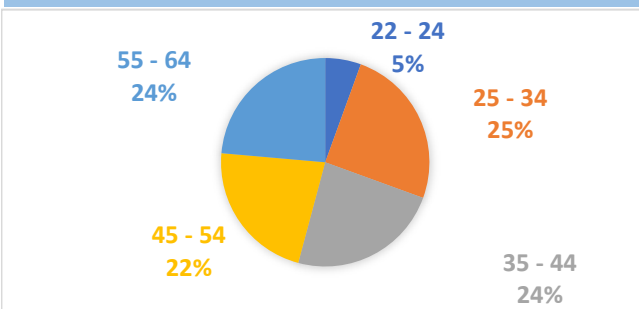
Months in Program



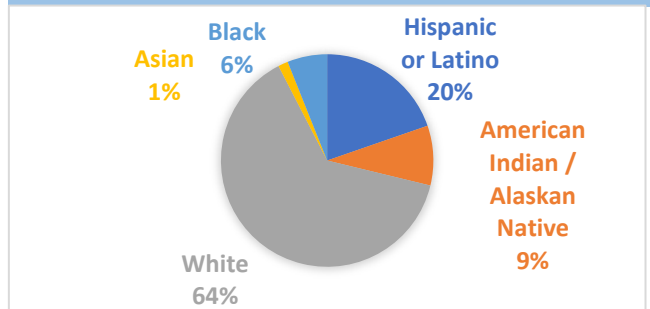
Gender of Enrolled Participants




Age of Enrolled Participants



Race / Ethnicity



Participant Barriers



Enrolled Veterans

7%
of enrolled participants are veterans