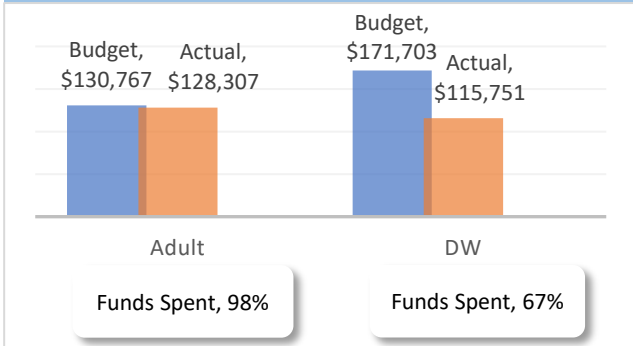
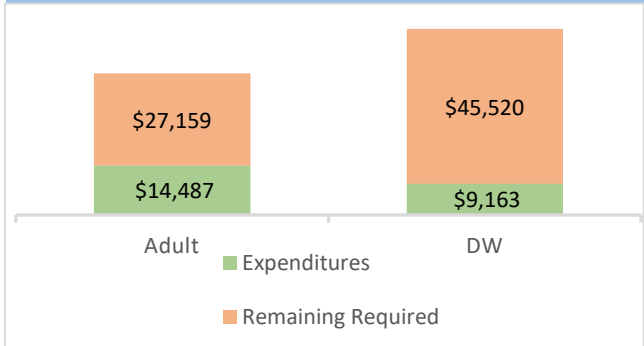


**Operating & Support Services Expenditures**



**Training Requirement - 20%**



25% Achieved at 50% of the Program Year

**Leveraged Training Funds**

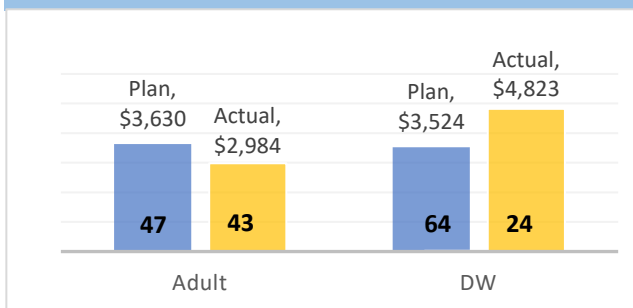
**\$46,642** Leveraged Training Funds\*

**Obligated Training Funds**

**\$61,322** Obligated Training Funds\*

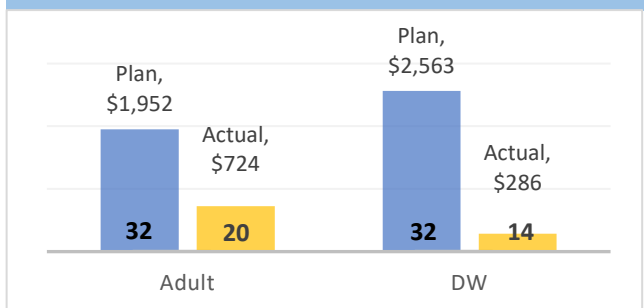
\*Provider reported amounts for fiscal year 2018-19 up to 12/12/18

**Cost Per Participant**



**21** New enrolled participants - Adult  
**12** New enrolled participants - DW

**Training Cost Per Participant**



**53%** Planned participants in training  
**0%** Funds leveraged for training

**Exit to Employment**

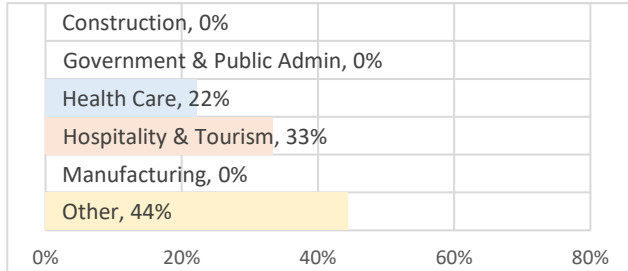
Group	Exits	Planned
<b>Adult</b> <b>56%</b>	9 Closed & exited to date	38
	5 Exited to employment	32
<b>DW</b> <b>80%</b>	5 Closed & exited to date	52
	4 Exited to employment	46

**Exit to Training Related Employment**

Group	Exits
<b>Adult</b> <b>0%</b>	5 Received training
	0 Training related employment
<b>DW</b> <b>60%</b>	5 Received training
	3 Training related employment

## Employment in Industry Sectors

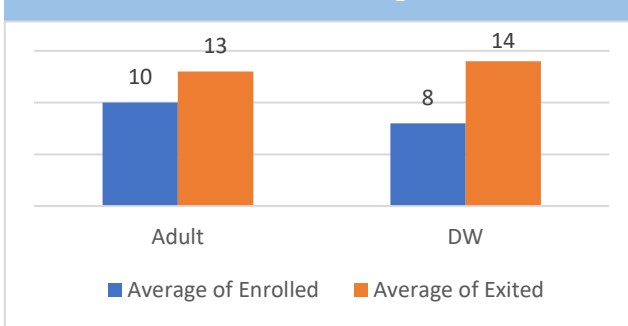
Percent of employments in priority industry sectors



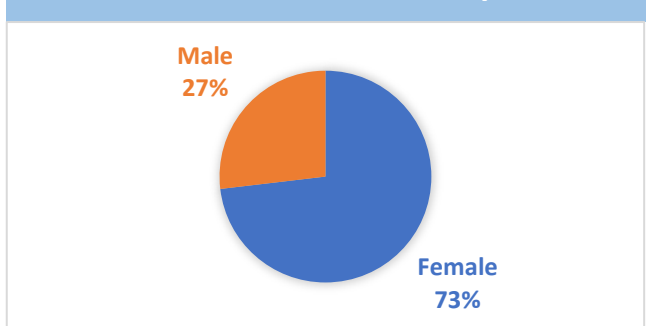
## Training Documentation Achieved

<b>Adult</b>	(credentials, certificate, etc)
<b>14%</b>	7 Ended training services 1 Received training document
<b>DW</b>	(credentials, certificate, etc)
<b>33%</b>	6 Ended training services 2 Received training document

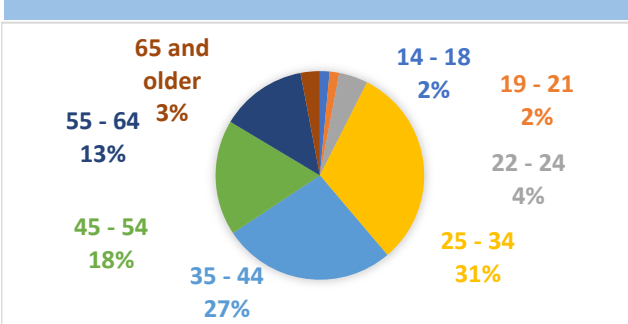
## Months in Program



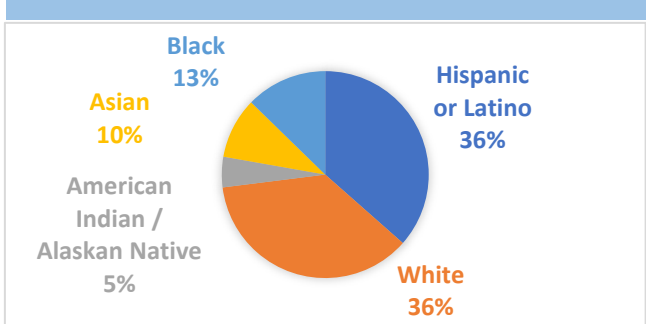
## Gender of Enrolled Participants



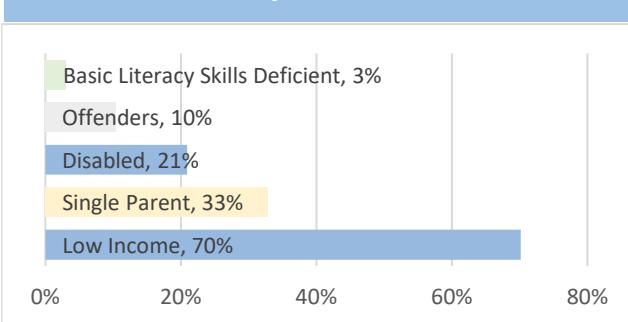
## Age of Enrolled Participants



## Race / Ethnicity



## Participant Barriers



## Enrolled Veterans

**0%**  
of enrolled participants are veterans