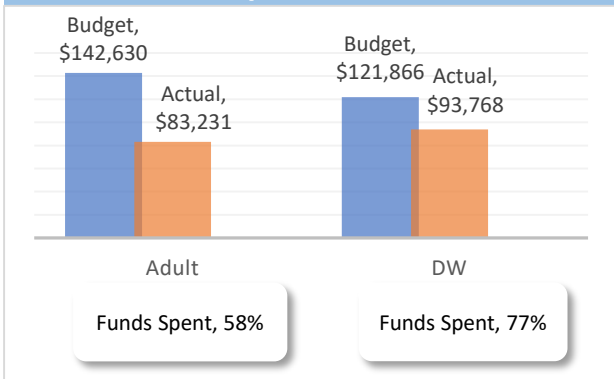
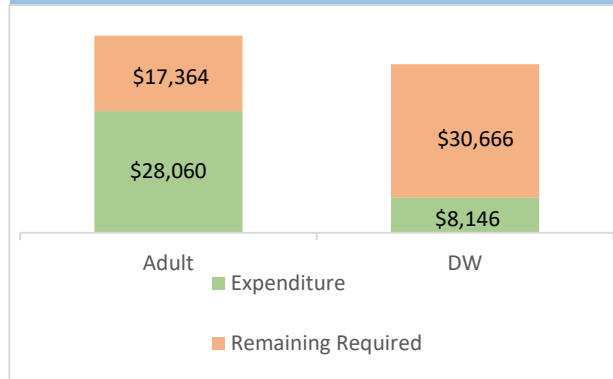


Operating & Supportive Services Expenditures



Training Requirement - 20%



43% Achieved at 50% of the Program Year

Leveraged Training Funds

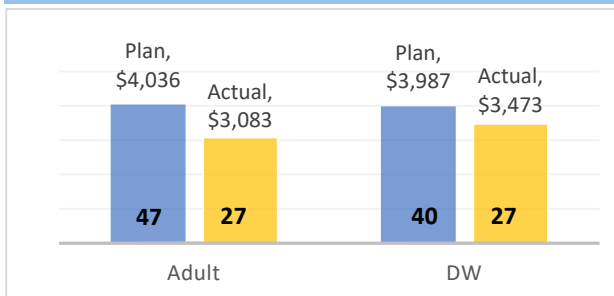
\$27,805 Leveraged Training Funds*

Obligated Training Funds

\$72,579 Obligated Training Funds*

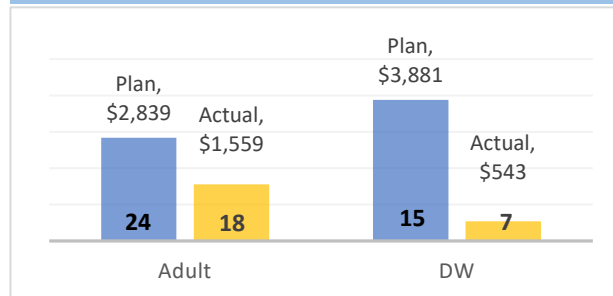
*Provider reported amounts for fiscal year 2018-19 up to 12/12/2018

Cost Per Participant



5 New enrolled participants - Adult
18 New enrolled participants - DW

Training Cost Per Participant



64% Planned participants in training

Exit to Employment

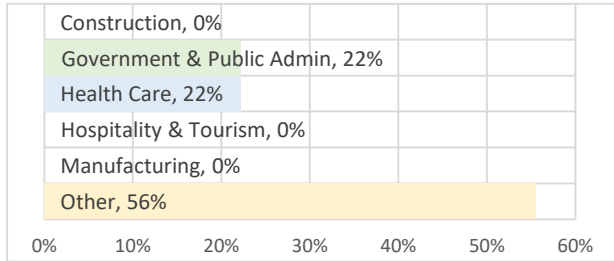
Group	Exits	Planned
40%	5 Closed & exited to date	32
	2 Exited to employment	19
100%	7 Closed & exited to date	15
	7 Exited to employment	9

Exit to Training Related Employment

Group	Exits
50%	4 Received training
	2 Training related employment
50%	2 Received training
	1 Training related employment

Employment in Industry Sectors

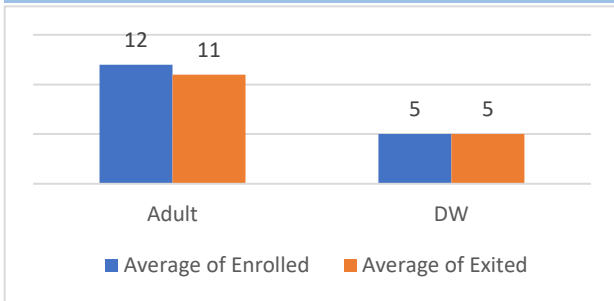
Percent of employments in priority industry sectors



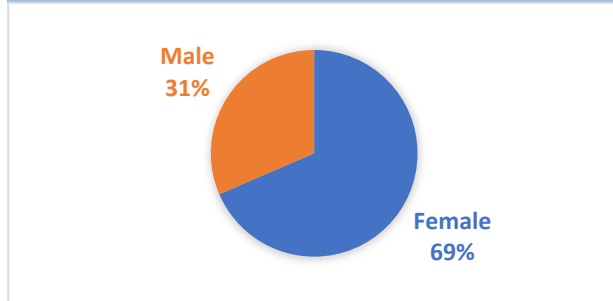
Training Documentation Achieved

Adult	(credentials, certificate, etc)
33%	6 Ended training services
	2 Received training document
DW	(credentials, certificate, etc)
100%	1 Ended training services
	1 Received training document

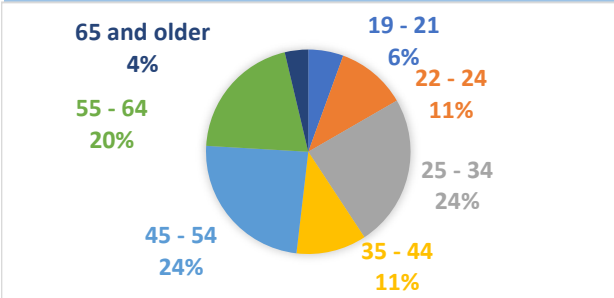
Months in Program



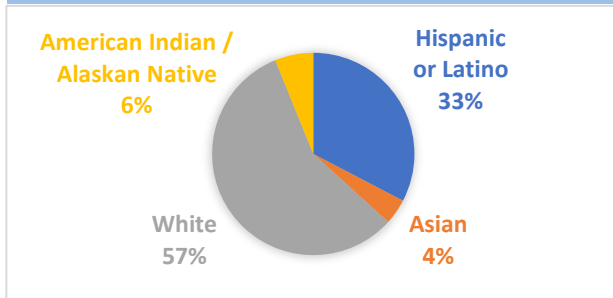
Gender of Enrolled Participants




Age of Enrolled Participants



Race / Ethnicity



Participant Barriers



Enrolled Veterans

7%
of enrolled participants are veterans