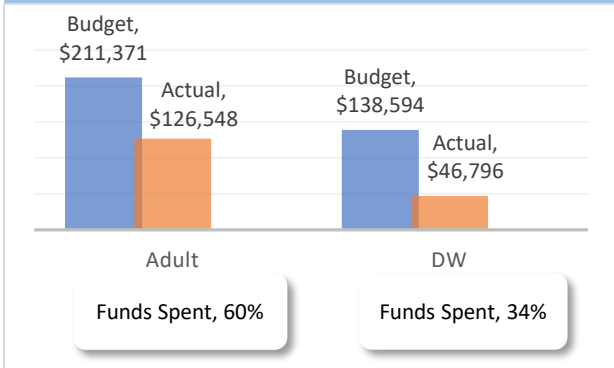
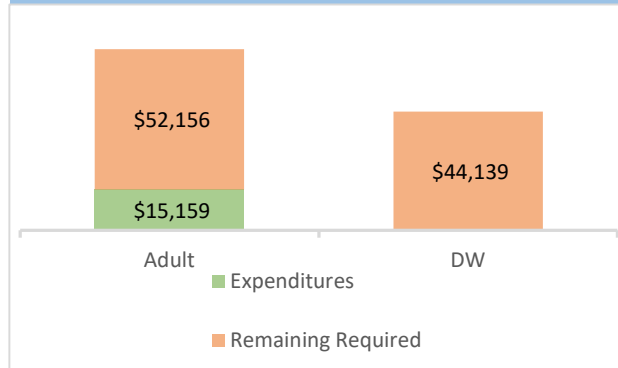


Operating & Support Services Expenditures



Training Requirement - 20%



14% Achieved at 50% of the Program Year

Leveraged Training Funds

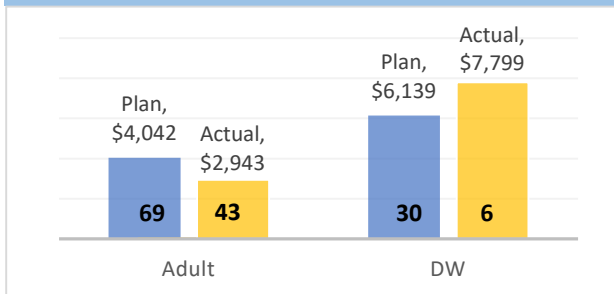
\$24,700 Leveraged Training Funds*

Obligated Training Funds

\$29,543 Obligated Training Funds*

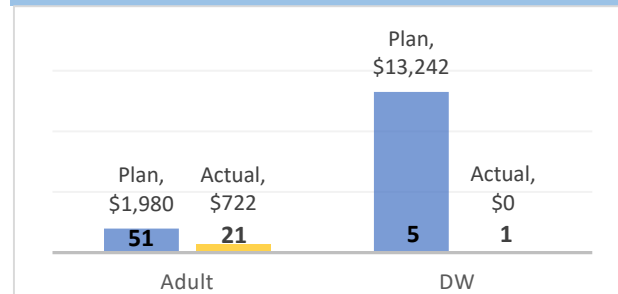
*Provider reported amounts for fiscal year 2018-19 as of 12/31/2018

Cost Per Participant



16 New enrolled participants - Adult
 5 New enrolled participants - DW

Training Cost Per Participant



39% Planned participants in training

Exit to Employment

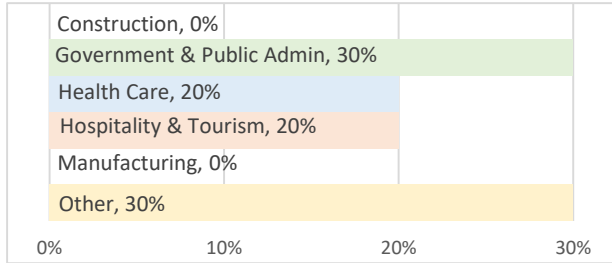
Group	Exits	Planned
56%	16 Closed & exited to date	30
	9 Exited to employment	20
100%	1 Closed & exited to date	2
	1 Exited to employment	2

Exit to Training Related Employment

Group	Exits
22%	9 Received training
	2 Training related employment
0%	1 Received training
	0 Training related employment

Employment in Industry Sectors

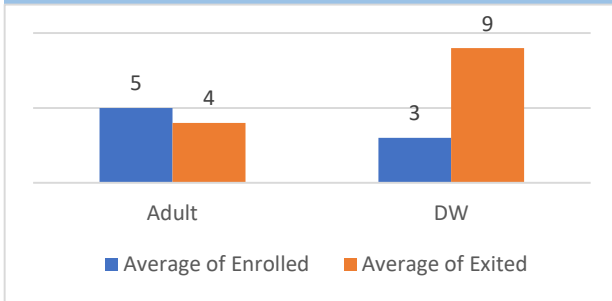
Percent of employments in priority industry sectors



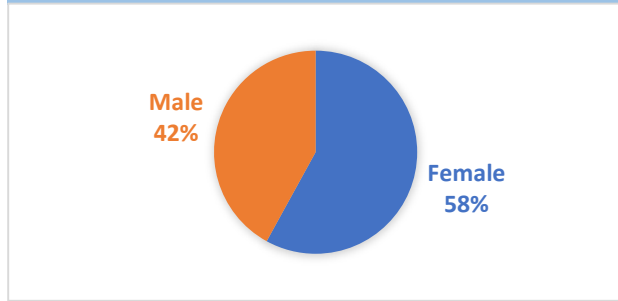
Training Documentation Achieved

Group	Documentation Type	Count
Adult	(credentials, certificate, etc)	10
	Ended training services	1
DW	(credentials, certificate, etc)	0
	Ended training services	0

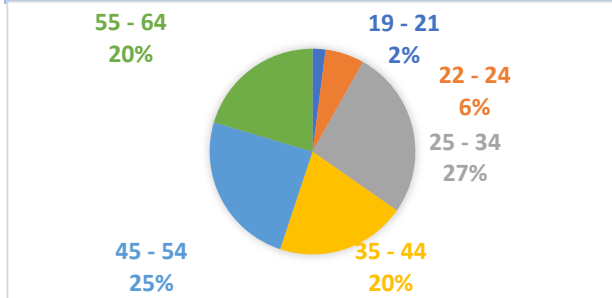
Months in Program



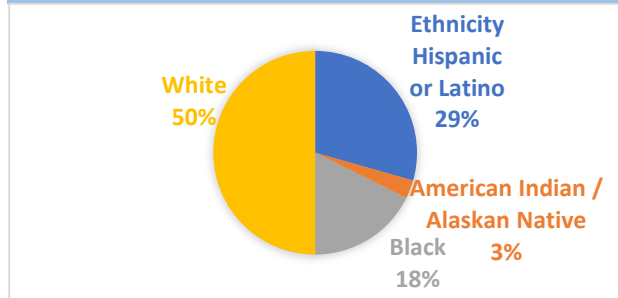
Gender of Enrolled Participants




Age of Enrolled Participants



Race / Ethnicity



Participant Barriers



Enrolled Veterans

4%
of enrolled participants are veterans