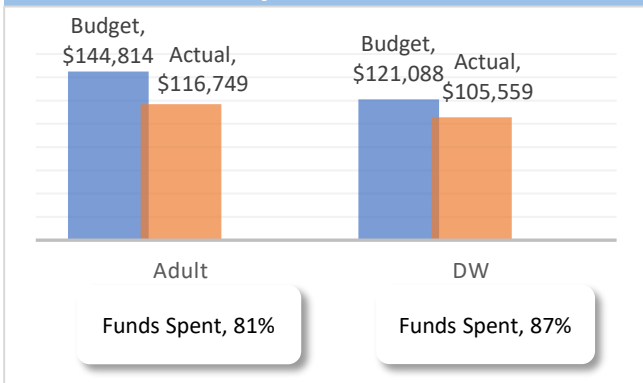
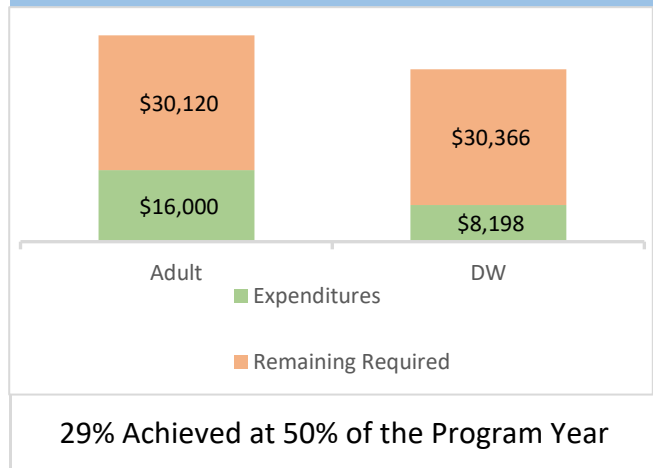


Operating & Support Services Expenditures



Training Requirement - 20%



Leveraged Training Funds

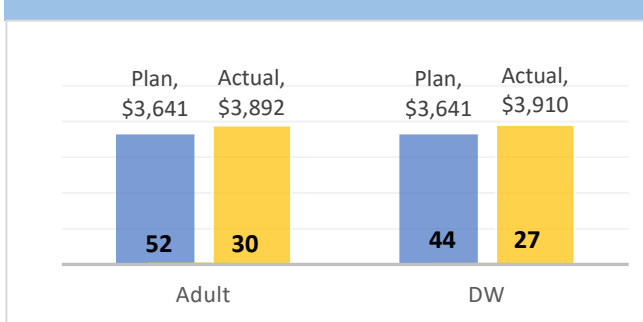
\$2,923 Leveraged Training Funds*

Obligated Training Funds

\$38,450 Obligated Training Funds*

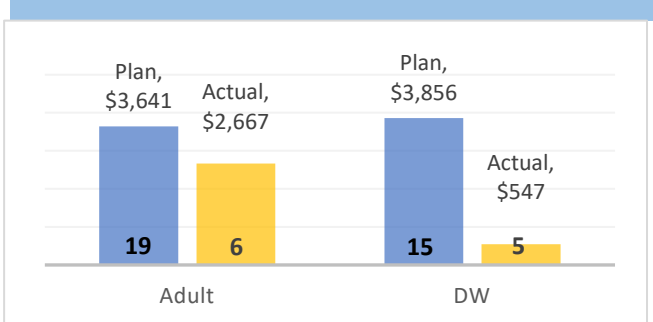
*Provider reported amounts for fiscal year 2018-19 up to 12/12/2018

Cost Per Participant



14 New enrolled participants - Adult
 17 New enrolled participants - DW

Training Cost Per Participant



32% Planned participants in training

Exit to Employment

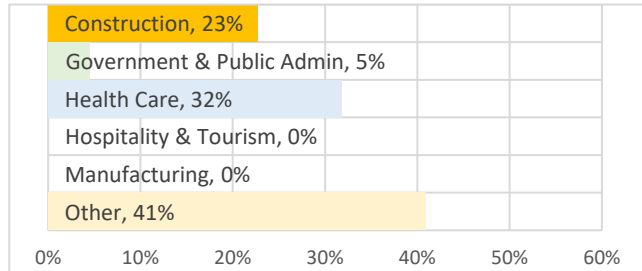
Group	Exits	Planned
92%	12 Closed & exited to date	27
	11 Exited to employment	16
91%	11 Closed & exited to date	24
	10 Exited to employment	13

Exit to Training Related Employment

Group	Exits
80%	5 Received training
	4 Training related employment
25%	4 Received training
	1 Training related employment

Employment in Industry Sectors

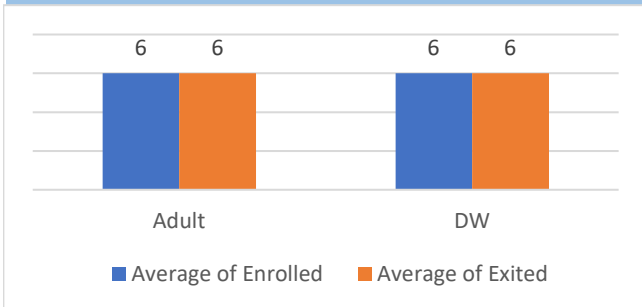
Percent of employments in priority industry sectors



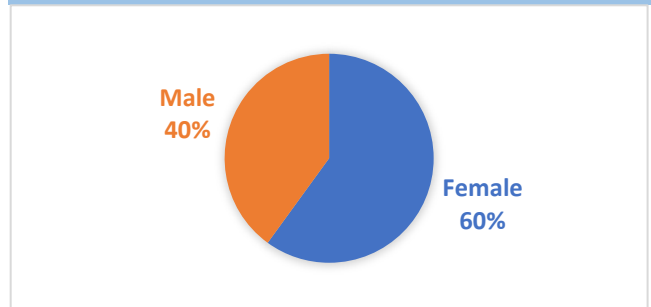
Training Documentation Achieved

Adult	(credentials, certificate, etc)
50%	2 Ended training services
	1 Received training document
DW	(credentials, certificate, etc)
100%	1 Ended training services
	1 Received training document

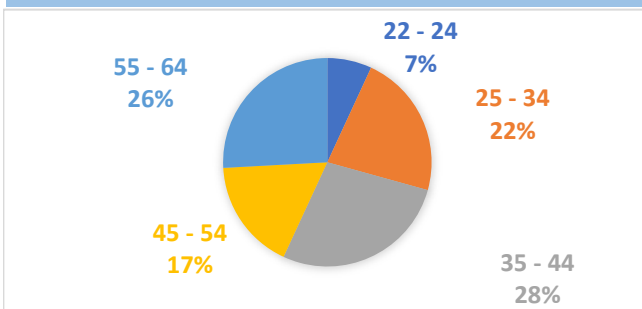
Months in Program



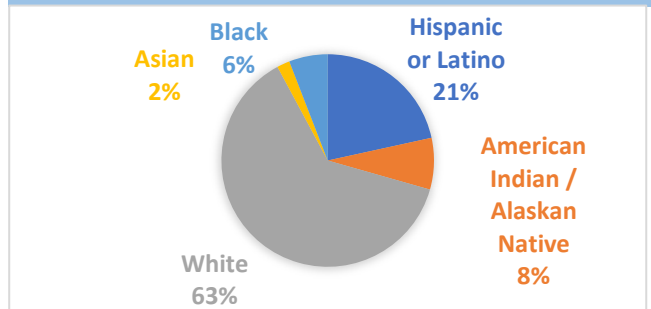
Gender of Enrolled Participants




Age of Enrolled Participants



Race / Ethnicity



Participant Barriers



Enrolled Veterans

7%
of enrolled participants are veterans