

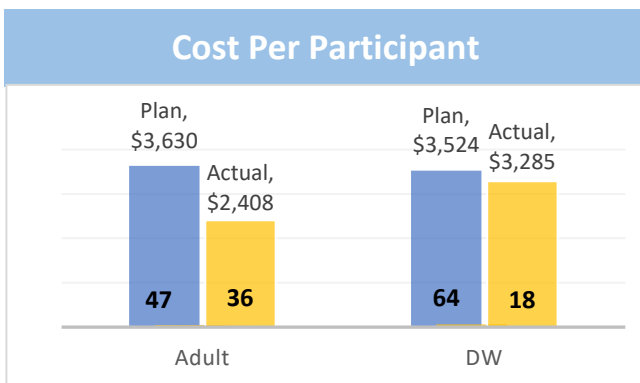
### Leveraged Training Funds

**\$46,642** Leveraged Training Funds\*

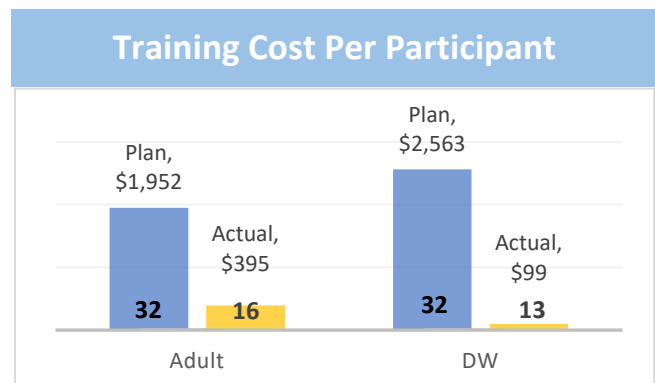
### Obligated Training Funds

**\$61,322** Obligated Training Funds\*

\*Provider reported amounts for fiscal year 2018-19 up to 12/12/18



**14** New enrolled participants - Adult  
**6** New enrolled participants - DW



**45%** Planned participants in training  
**0%** Funds leveraged for training

### Exit to Employment

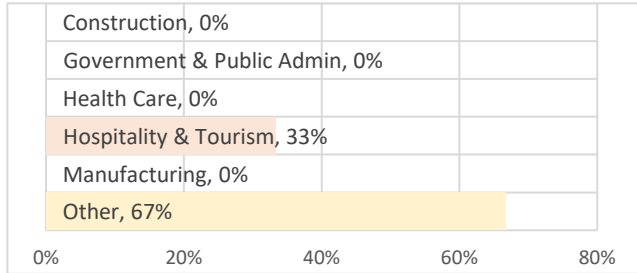
Category	Exits	Planned
<b>50%</b> Adult	2 Closed & exited to date	38
	1 Exited to employment	32
<b>67%</b> DW	3 Closed & exited to date	52
	2 Exited to employment	46

### Exit to Training Related Employment

Category	Exits
<b>0%</b> Adult	2 Received training
	0 Training related employment
<b>33%</b> DW	3 Received training
	1 Training related employment

## Employment in Industry Sectors

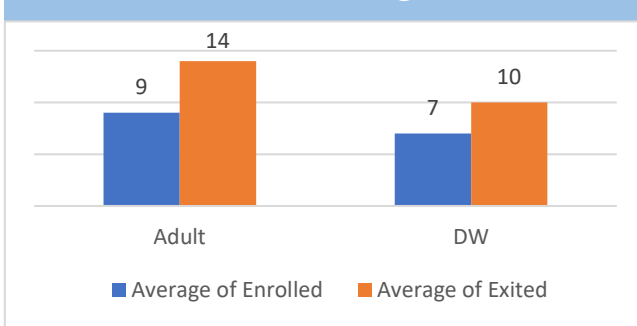
Percent of employments in priority industry sectors



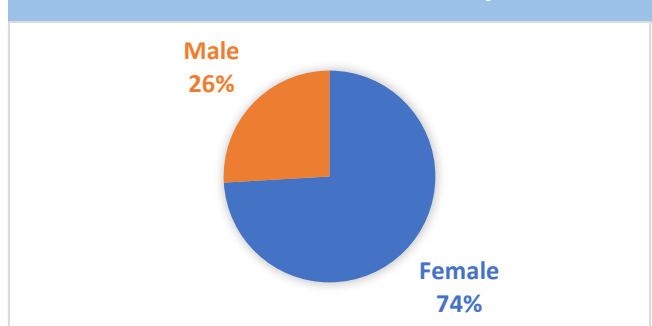
## Training Documentation Achieved

<b>Adult</b>	(credentials, certificate, etc)
<b>67%</b>	3 Ended training services
	2 Received training document
<b>DW</b>	(credentials, certificate, etc)
<b>n/a</b>	3 Ended training services
	1 Received training document

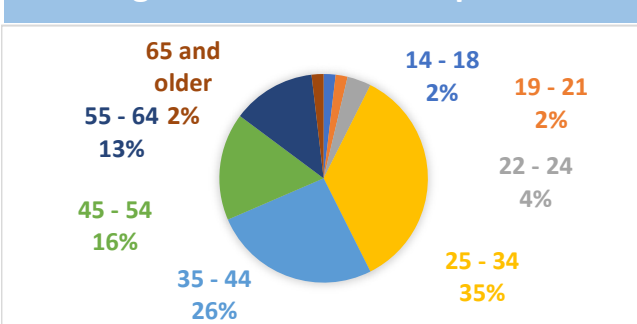
## Months in Program



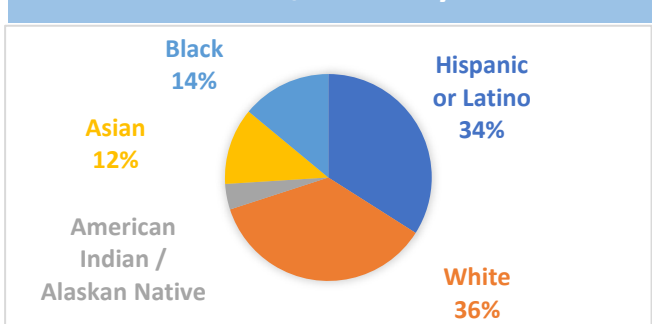
## Gender of Enrolled Participants



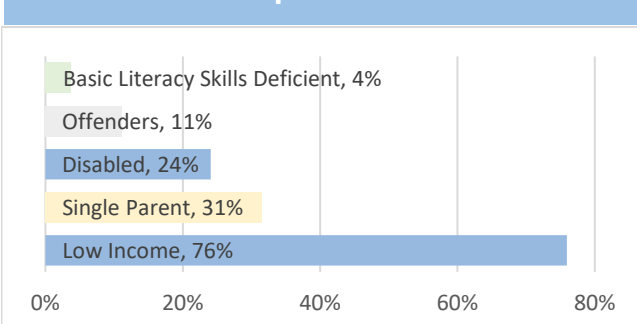
## Age of Enrolled Participants



## Race / Ethnicity



## Participant Barriers



## Enrolled Veterans

**0%**  
of enrolled participants are veterans