

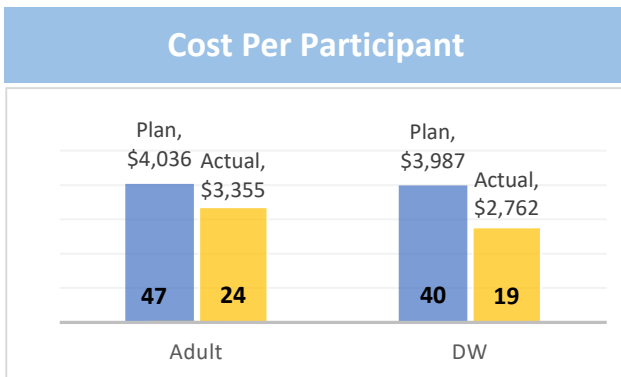
Leveraged Training Funds

\$27,805 Leveraged Training Funds*

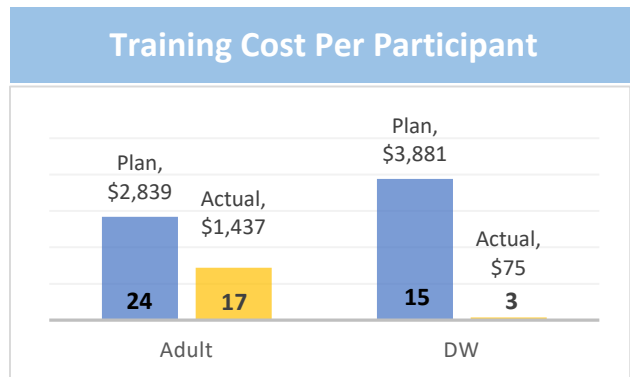
Obligated Training Funds

\$72,579 Obligated Training Funds*

*Provider reported amounts for fiscal year 2018-19 up to 12/12/2018



2 New enrolled participants - Adult
10 New enrolled participants - DW



51% Planned participants in training

Exit to Employment

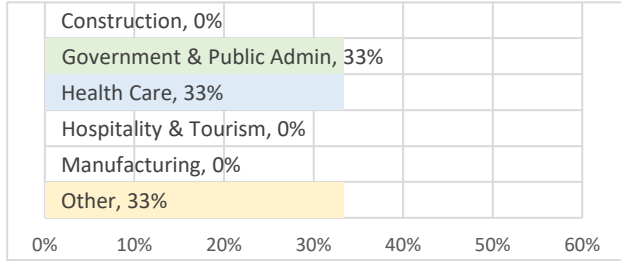
Group	Exits	Planned
33%	3 Closed & exited to date	32
	1 Exited to employment	19
100%	3 Closed & exited to date	15
	3 Exited to employment	9

Exit to Training Related Employment

Group	Exits
50%	2 Received training
	1 Training related employment
50%	2 Received training
	1 Training related employment

Employment in Industry Sectors

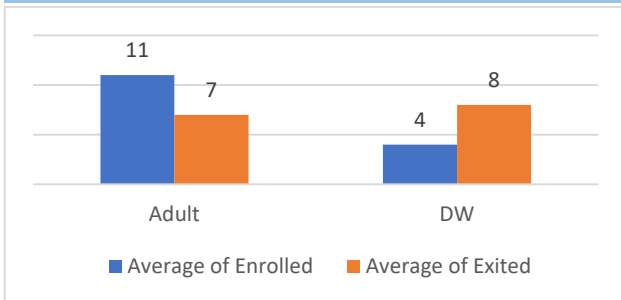
Percent of employments in priority industry sectors



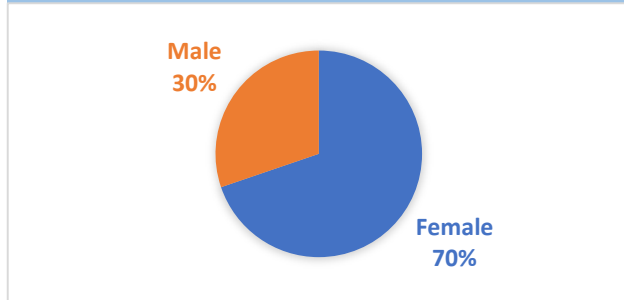
Training Documentation Achieved

Adult	(credentials, certificate, etc)
0%	1 Ended training services 0 Received training document
DW	(credentials, certificate, etc)
n/a	0 Ended training services 0 Received training document

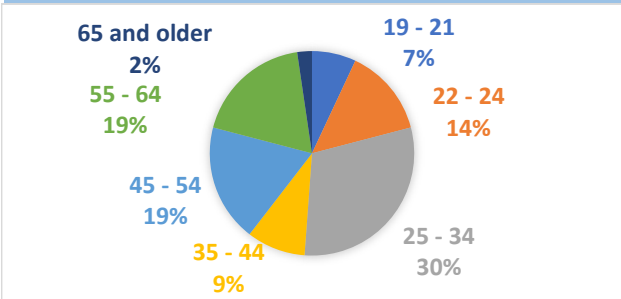
Months in Program



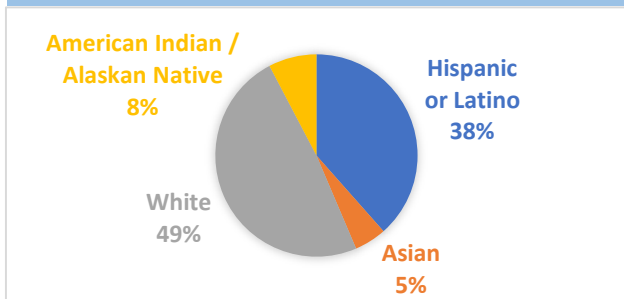
Gender of Enrolled Participants




Age of Enrolled Participants



Race / Ethnicity



Participant Barriers



Enrolled Veterans

7%
of enrolled participants are veterans