

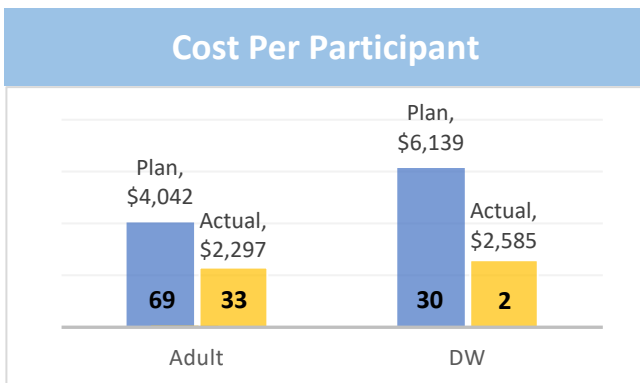
Leveraged Training Funds

\$24,700 Leveraged Training Funds*

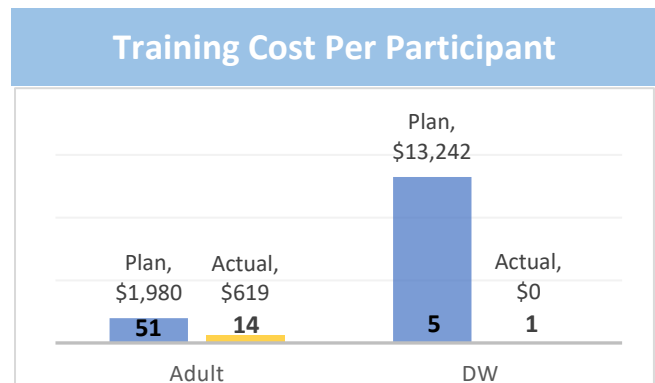
Obligated Training Funds

\$81,538 Obligated Training Funds*

*Provider reported amounts for fiscal year 2018-19 up to 12/12/2018



6 New enrolled participants - Adult
1 New enrolled participants - DW



27% Planned participants in training

Exit to Employment

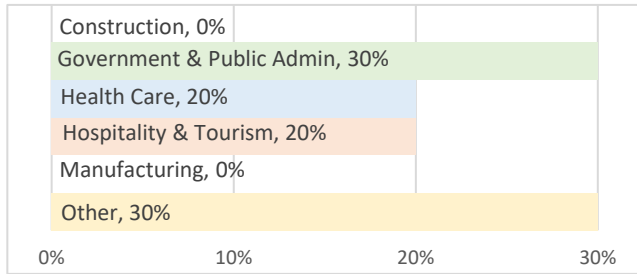
Group	Exits	Planned
82%	11 Closed & exited to date	30
	9 Exited to employment	20
100%	1 Closed & exited to date	2
	1 Exited to employment	2

Exit to Training Related Employment

Group	Exits
25%	8 Received training
	2 Training related employment
0%	1 Received training
	0 Training related employment

Employment in Industry Sectors

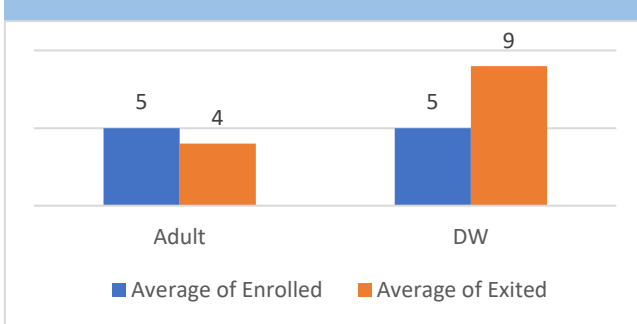
Percent of employments in priority industry sectors



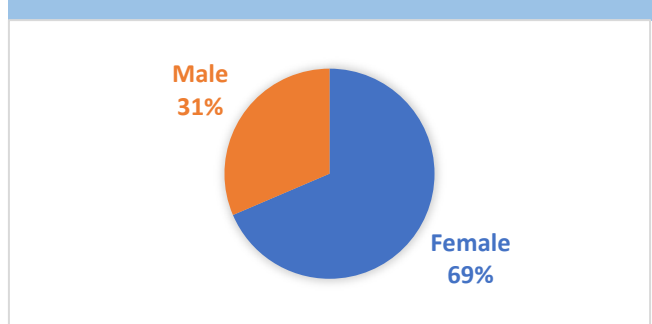
Training Documentation Achieved

Adult	(credentials, certificate, etc)
0%	7 Ended training services
	0 Received training document
DW	(credentials, certificate, etc)
n/a	0 Ended training services
	0 Received training document

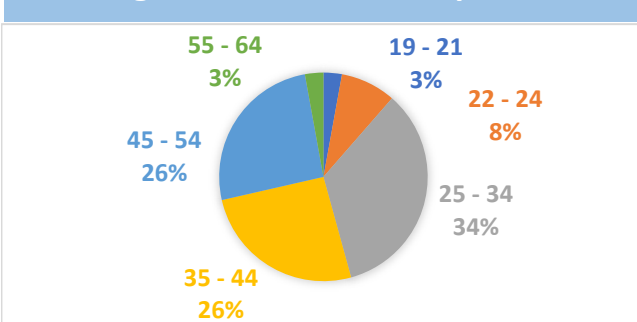
Months in Program



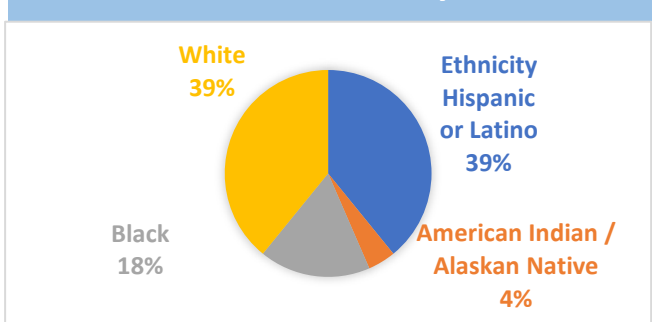
Gender of Enrolled Participants



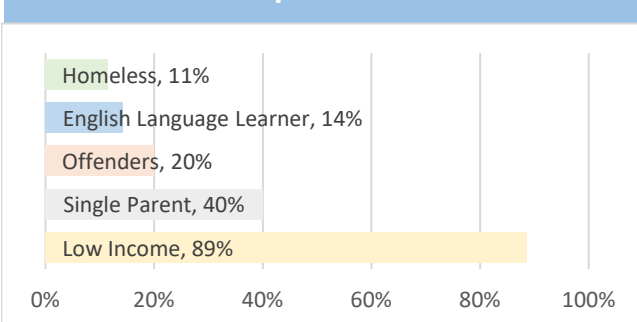
Age of Enrolled Participants



Race / Ethnicity



Participant Barriers



Enrolled Veterans

3%
of enrolled participants are veterans